

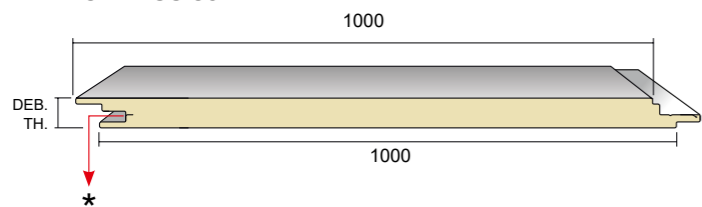
Isopar® Élite

Izolacioni zidni panel sa ispunom od poliuretana sa skrivenim spojem
Polyurethane insulation panel with concealed fastening

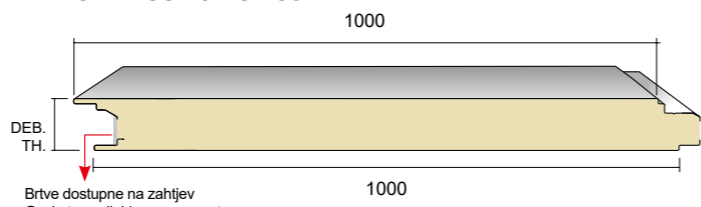
Estetski izgled zidova je jako bitan u mnogim slučajevima. ISOPAR®, nakon pažljivih studija, predstavljen je sa skrivenim spojem. Pričvršćivanje panela se odvija kroz spoj prikazan na crtežu. Sada se praktičnosti i kvalitetu ISOPAR® dodaje ljepota zida sa skrivenim spojem. ISOPAR® Élite je već dostupan u najmanjim debljinama: 30-40-50-60-80-100-120-150 mm.

The aesthetics of a wall are often even more important than its other features. ISOPAR® is now also available with concealed fastening parts, developed after a long and careful research. The panels fastening is carried out via a peculiar interlocking as shown in the drawing. Now you can use ISOPAR® panels' handiness and top quality in spectacularly beautiful walls thanks to the concealed fastening. ISOPAR® Élite is available even in very low panel thickness: 30-40-50-60-80-100-120-150 mm.

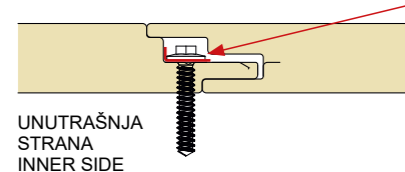
DEBLJINE 30 MM THICKNESS 30 MM



DEBLJINE OD 40 DO 150 MM THICKNESS 40 TO 150 MM

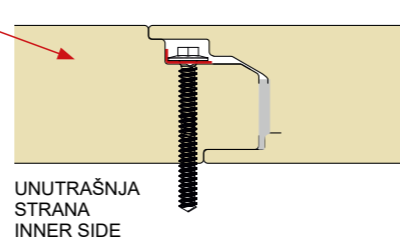


VANJSKA STRANA
OUTER SIDE



Lattonedil preporučuje da se tokom faze montaže koristi čelična pločica za pričvršćivanje. Pločica ima svrhu da raspodijeli naprezanja koja proizilaze iz fiksiranja i poveća otpornost na naprezanja pritiska koji djeluje na zidne panele. Položaj i broj tačaka pričvršćivanja mora da definiše projektant u fazi projektovanja, na osnovu naprezanja na konstrukciju. Lattonedil recommends: use a steel fastening plate for assembling! The steel plate distributes the forces caused by the fastening and increases compression and depression stress on the wall panels. The position and number of fastening points must be defined by the designer, during the design phase, taking into account the stresses the structure undergoes.

VANJSKA STRANA
OUTER SIDE




UNUTRAŠNJA
STRANA
INNER SIDE

Isopar® Élite HP

Izolacioni zidni panel sa ispunom od poliizocijanurata sa skrivenim spojem
Polyisocyanurate insulation panel with concealed fastening

Profilacija panela (naznačiti prilikom narudžbe)
Panel micro-ribbing (shall be requested when ordering)



Rešetkasti / Staved

Prugasti / Scored

Dijamantski / Diamond

Glatki / Smooth

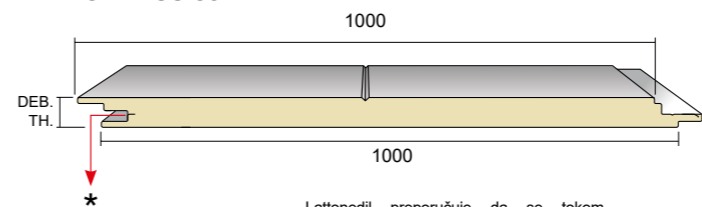
Isopar® Élite 500

Izolacioni zidni panel sa ispunom od poliuretana sa skrivenim spojem, efekat doga
Polyurethane insulation panel with concealed fastening and dowel effect

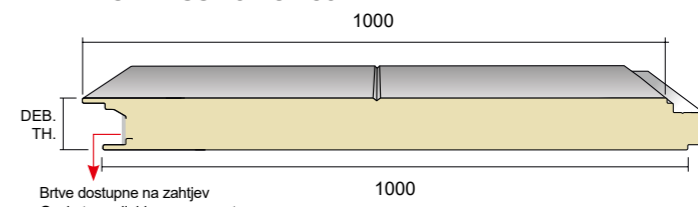
Praktičnosti i kvaliteti ISOPAR®-a pridodaje se i ljepota zida izrađenog skrivenim pričvršćivanjem s efektom "doga" u vanjskoj završnoj obradi. ISOPAR® ÉLITE 500 već je dostupan u najnižim debljinama: 30-40-50-60-80-100-120-150 mm.

The practicality and properties of ISOPAR® are combined with the beauty of a slat-effect wall with fasteners concealed in the outer finish. ISOPAR® ÉLITE 500 is available in the following thickness options: 30-40-50-60-80-100-120-150 mm. A thickness of 0.6 mm for the outer steel side is recommended.

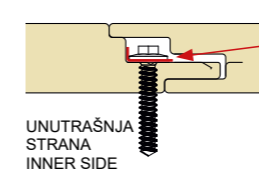
DEBLJINE 30 MM THICKNESS 30 MM



DEBLJINE OD 40 DO 150 MM THICKNESS 40 TO 150 MM



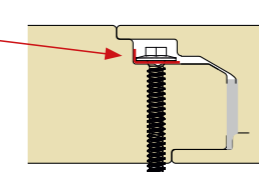
VANJSKA STRANA
OUTER SIDE



UNUTRAŠNJA
STRANA
INNER SIDE

Lattonedil preporučuje da se tokom faze montaže koristi čelična pločica za pričvršćivanje. Pločica ima svrhu da raspodijeli naprezanja koja proizilaze iz fiksiranja i poveća otpornost na naprezanja pritiska koji djeluje na zidne panele. Položaj i broj tačaka pričvršćivanja mora da definiše projektant u fazi projektovanja, na osnovu naprezanja na konstrukciju. Lattonedil recommends: use a steel fastening plate for assembling! The steel plate distributes the forces caused by the fastening and increases compression and depression stress on the wall panels. The position and number of fastening points must be defined by the designer, during the design phase, taking into account the stresses the structure undergoes.

VANJSKA STRANA
OUTER SIDE



UNUTRAŠNJA
STRANA
INNER SIDE

U Toplotna provodljivost Transmittance	30	40	50	60	80	100	120	150
W/sq.m. K	0.71	0.55	0.44	0.37	0.28	0.22	0.19	0.15
Kcal/sq.m. h °C	0.61	0.47	0.38	0.32	0.24	0.19	0.16	0.13

Isopar® Élite 500 HP

Izolacioni zidni panel sa ispunom od poliizocijanurata sa skrivenim spojem, efekat doga
Polyisocyanurate insulation panel with concealed fastening and dowel effect

Profilacija unutrašnjeg lima (naznačiti prilikom narudžbe)
Micro-ribbed inner side of the panel (to be specified when ordering)



Rešetkasti / Staved

Prugasti / Scored

Dijamantski / Diamond

Glatki / Smooth

Isopar® / Isopar® HP / Isopar® Élite / Isopar® Élite HP / Isopar® Élite 500 / Isopar® Élite 500 HP Isopar® Diamantato plus / Isopar® Diamantato plus HP

Statička svojstva / Static properties

Statička svojstva (kg/m²)
Static properties (kg/sq.m.)



SPOLJAŠNJI lim
Čelik 0,4mm
UNUTRAŠNJI lim
Čelik 0,4mm
EXTERNAL facing
Steel 0.4 mm
INTERNAL facing
Steel 0.4 mm

Debljina panela Panel thickness (mm)	1.5	2	2.5	3	3.5	4	4.5	5	5.5	6	TEŽINA WEIGHT (Kg/m ²)
30	190	110	85	65							6.86
40	236	145	115	90	65	50					7.22
50	297	185	150	115	85	65	50				7.61
60	357	225	180	140	105	80	60	50			8.00
80	460	305	245	190	140	105	85	65			8.78
100	515	385	305	240	175	135	105	85			9.56
120	620	465	370	290	215	165	130	105			10.34
150	775	580	465	365	270	205	160	130			11.51
180	935	700	560	440	325	245	195	155			12.68
200	1000	780	625	490	360	275	215	175			13.46
220	1000	860	685	540	395	305	240	195			14.22
240	1000	940	750	590	435	330	260	210			14.98

Širina efektivnog raspona: 120mm
Effective span width: 120 mm

Proračun statičkih dimenzija izveden u skladu sa Aneksom E UNI EN 14509 standard. Normalna granica otklona: 1/200 l
Static sizing calculation performed in accordance with Annex E of the UNI EN 14509 standard. Normal deflection limit: 1/200 l

Statička svojstva (kg/m²)
Static properties (kg/sq.m.)



SPOLJAŠNJI lim
Aluminijum 0,6 mm
UNUTRAŠNJI lim
Čelik 0,4mm
EXTERNAL facing
Aluminium 0.6 mm
INTERNAL facing
Steel 0.4 mm

Debljina panela Panel thickness (mm)	1.5	2	2.5	3	3.5	4	4.5	5	5.5	6	TEŽINA WEIGHT (Kg/m ²)
30	160	120	100	75							5.71
40	210	160	130	95	75						6.07
50	265	200	165	115	90	70	50				6.46
60	315	240	195	140	105	85	70	50			6.85
80	420	320	260	185	140	110	90	75			7.63
100	530	400	320	225	170	135	110	90			8.41
120	635	480	385	270	205	160	115	105			9.19
150	790	595	480	335	250	195	155	130			10.36
180	950	715	575	405	300	230	185	155			11.53
200	1000	780	625	430	315	245	200	170			12.31
220	1000	860	690	455	345	280	220	195			13.10
240	1000	940	755	480	375	315	240	220			13.87

Širina efektivnog raspona: 120mm
Effective span width: 120 mm

Proračun statičkih dimenzija izveden u skladu sa Aneksom E UNI EN 14509 standard. Normalna granica otklona: 1/200 l
Static sizing calculation performed in accordance with Annex E of the UNI EN 14509 standard. Normal deflection limit: 1/200 l

SPOLJAŠNJI lim
Čelik 0,4mm
UNUTRAŠNJI lim
Čelik 0,4mm
EXTERNAL facing
Steel 0.4 mm
INTERNAL facing
Steel 0.4 mm



Debljina panela Panel thickness (mm)	1.5	2	2.5	3	3.5	4	4.5	5	5.5	6	TEŽINA WEIGHT (Kg/m ²)
30	151	90	70	60	50						6.86
40	195	125	95	80	65	50					7.22
50	245	160	130	100	80	65	50				7.61
60	295	195	155	125	95	75	65	50			8.00
80	395	270	210	165	120	95	75	65	50		8.78
100	495	340	265	195	145	115	95	75	65	55	9.56
120	600	415	310	225	170	135	110	90	75	65	10.34
150	735	515	365	270	205	160	130	110	90	80	11.51
180	770	560	415	310	240	190	155	125	105	90	12.68
200	1000	590	450	335	260	205	170	140	115	100	13.46
220	1000	620	485	365	280	225	180	150	130	110	14.22
240	1000	650	510	390	305	240	195	165	140	120	14.98

Širina efektivnog raspona: 120mm
Effective span width: 120 mm

Proračun statičkih dimenzija izveden u skladu sa Aneksom E UNI EN 14509 standard. Normalna granica otklona: 1/200 l
Static sizing calculation performed in accordance with Annex E of the UNI EN 14509 standard. Normal deflection limit: 1/200 l

SPOLJAŠNJI lim
Aluminijum 0,6 mm
UNUTRAŠNJI lim
Čelik 0,4mm
EXTERNAL facing
Aluminium 0.6 mm
INTERNAL facing
Steel 0.4 mm



Debljina panela Panel thickness (mm)	1.5	2	2.5	3	3.5	4	4.5	5	5.5	6	TEŽINA WEIGHT (Kg/m ²)
30	135	105	75	60	50						5.71
40	185	135	95	70	65	50					6.07
50	230	165	110	80	65	65	50				6.46
60	280	190	125	95	75	75	65	50			6.85
80	380	235	160	115	90	70	75	65	50		7.63
100	465	280	185	135	105	85	70	75	65	55	8.41
120	530	320	215	155	120	95	80	70	75	65	9.19
150	620	380	255	185	140	115	95	80	70	68	10.36
180	705	440	300	215	165	130	110	90	80	70	11.53
200	745	480	325	235	180	145	115	110	85	75	12.31
220	785	520	365	245	200	155	125	115	90	80	13.10
240	825	560	405	275	220	165	135	120	95	85	13.87

Širina efektivnog raspona: 120mm
Effective span width: 120 mm

Proračun statičkih dimenzija izveden u skladu sa Aneksom E UNI EN 14509 standard. Normalna granica otklona: 1/200 l
Static sizing calculation performed in accordance with Annex E of the UNI EN 14509 standard. Normal deflection limit: 1/200 l

SPOLJAŠNJI lim
Čelik 0,4mm
UNUTRAŠNJI lim
Čelik 0,4mm
EXTERNAL facing
Steel 0.4 mm
INTERNAL facing
Steel 0.4 mm



Debljina panela Panel thickness (mm)	1.5	2	2.5	3	3.5	4	4.5	5	5.5	6	TEŽINA WEIGHT (Kg/m ²)
30	151	90	70	60	50						6.86
40	195	125	100	80	70	60	50				7.22
50	245	160	125	105	90	75	60	50			7.61
60	295	195	155	125	110	85	70	55	50		8.00
80	395	265	210	170	135	105	85	70	60	50	8.78
100	495	335	265	205	160	125	105	85	75	65	9.56
120	600	410	310	235	180	145	120	100	85	75	10.34
150	735	505	360	275	215	170	140	120	100	90	11.51
180	770	570	410	310	245	200	165	140	120	100	12.68
200	1000	605	445	335	265	215	180	150	130	110	13.46
220	1000	635	475	360	285	230	190	160	140	120	14.22
240	1000	665	505	385	305	250	205	175	150	130	14.98

Širina efektivnog raspona: 120mm
Effective span width: 120 mm

Proračun statičkih dimenzija izveden u skladu sa Aneksom E UNI EN 14509 standard. Normalna granica otklona: 1/200 l
Static sizing calculation performed in accordance with Annex E of the UNI EN 14509 standard. Normal deflection limit: 1/200 l

SPOLJAŠNJI lim
Aluminijum 0,6 mm
UNUTRAŠNJI lim
Čelik 0,4mm
EXTERNAL facing
Aluminium 0.6 mm
INTERNAL facing
Steel 0.4 mm



Debljina panela Panel thickness (mm)	1.5	2	2.5	3	3.5	4	4.5	5	5.5	6	TEŽINA WEIGHT (Kg/m ²)
30	135	105	75	60	50						5.71
40	185	135	95	70	65	50					6.07
50	230	165	110	80	65	65	50				6.46
60	280	190	125	95	75	75	65	50			6.85
80	380	235	160	115	90	70	75	65	50		7.63
100	465	280	185	135	105	85	70	75	65	55	8.41
120	530	320	215	155	120	95	80	70	75	65	9.19
150	620	380	255	185	140	115	95	80	70	68	10.36
180	705	440	300	215	165	130	110	90	80	70	11.53
200	745	480	325	235	180	145	115	110	85	75	12.31
220	785	520	365	245	200	155	125	115	90	80	13.10
240	825	560	405	275	220	165	135	120	95	85	13.87

Širina efektivnog raspona: 120mm
Effective span width: 120 mm

Proračun statičkih dimenzija izveden u skladu sa Aneksom E UNI EN 14509 standard. Normalna granica otklona: 1/200 l
Static sizing calculation performed in accordance with Annex E of the UNI EN 14509 standard. Normal deflection limit: 1/200 l